



# VIDOH COVID-19 Response Report date: January 05, 2021



UNITED STATES VIRGIN ISLANDS  
Department of Health

## Contact Numbers: Hotline

Informational Hotline (non-medical 8am-8pm)

Hosted by VITEMA: 340-715-6843

Potential PUIs only 8am-10pm

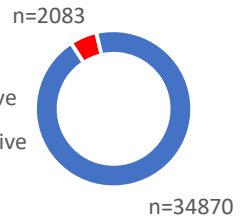
**STX:** (340) 712-6299

**STT/STJ:** (340) 776-1519

## Testing Summary

	05-Jan	04-Jan	Change since 04-Jan
Total tested	37032	36784	▲ 248
Tested positive	2083	2055	▲ 28
Tested negative	34870	34642	▲ 228
Pending tests	79	87	▼ -8

Positive  
Negative



## Calls volume to the hotline

05-Jan	04-Jan	Change since 04-Jan
117	124	▼ -7

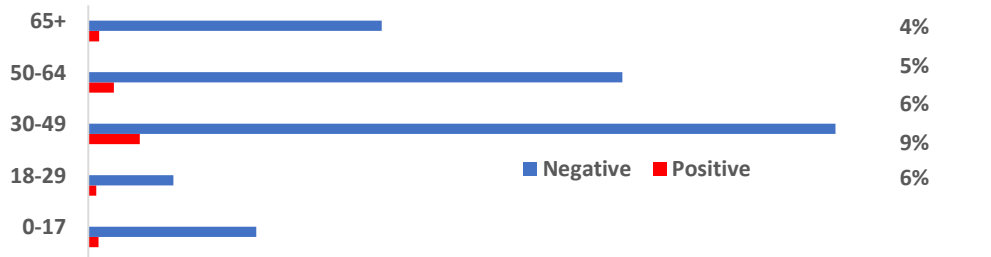
## Calls completed from March 5-Jan 05, 2021

14483 total calls

47 average per day

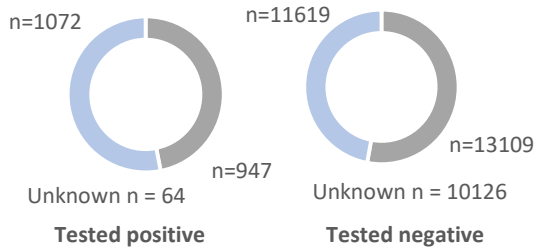
## Test result by age group

Median age among cases = 39 years

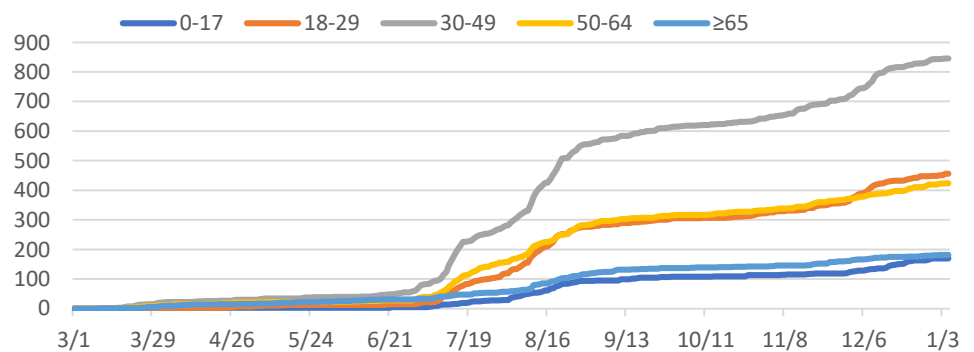


## Test result among males and females

Males Females



## Positive test result by age group over time



## Current status of USVI positive cases

	05-Jan	04-Jan	Change
Active	104	93	▲ 11
Recovered	1955	1938	▲ 17
Fatality	24	24	◀▶ 0

## USVI risk factors for transmission

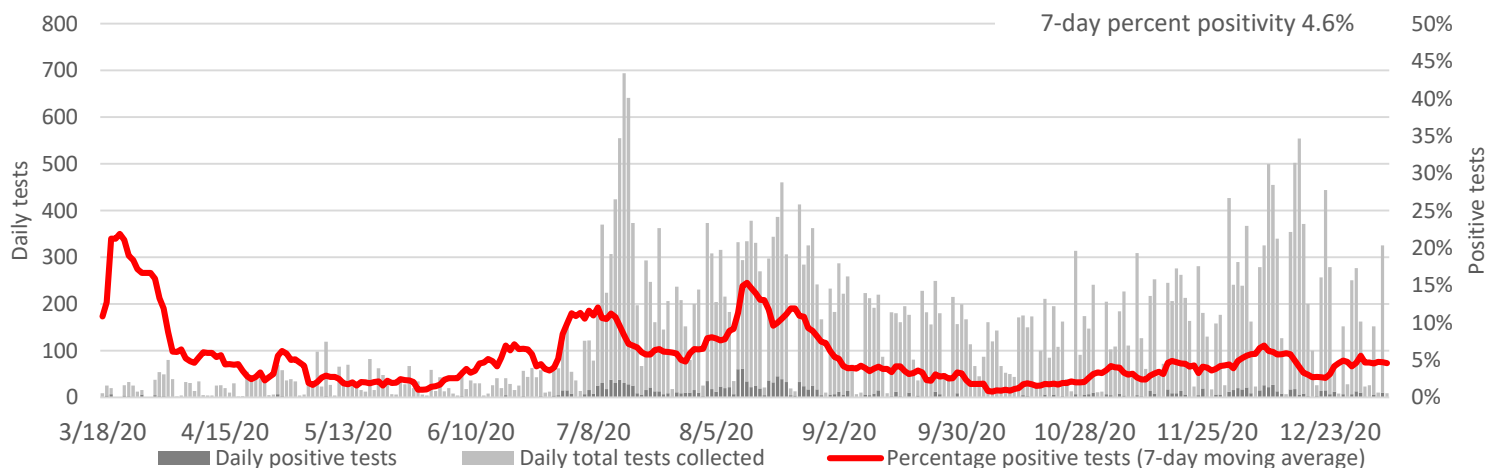
Community transmission	708
Close contact	1036
Travel	217
Under investigation	122

## Clinical symptoms of positives

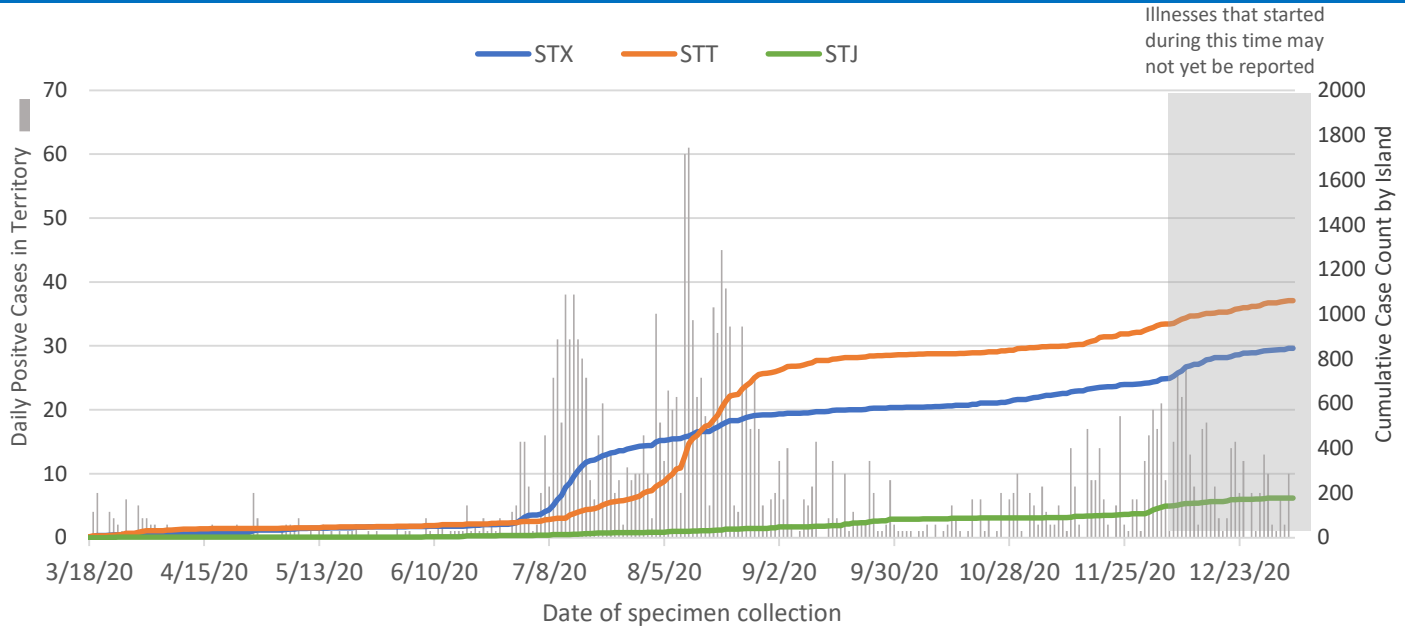
	n	%
Cough	715	34%
Fever*	650	31%
Shortness of breath	202	10%
Asymptomatic	472	23%

\*Subjective fever or measured temp  $\geq 100.4^{\circ}\text{F}$

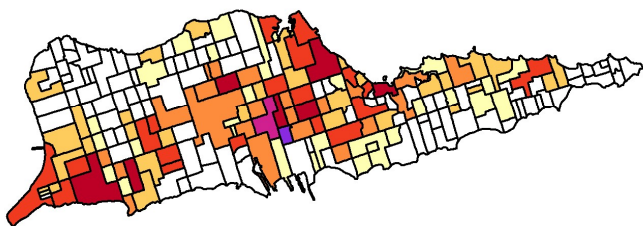
## Rate of Positive Tests in the U.S. Virgin Islands Over Time



# Confirmed COVID-19 cases in the U.S. Virgin Islands, N=2083

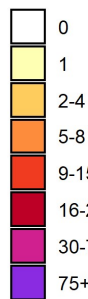


## COVID-19 Confirmed Cases St. Croix, U.S. Virgin Islands



Data as of January 05, 2021

cases



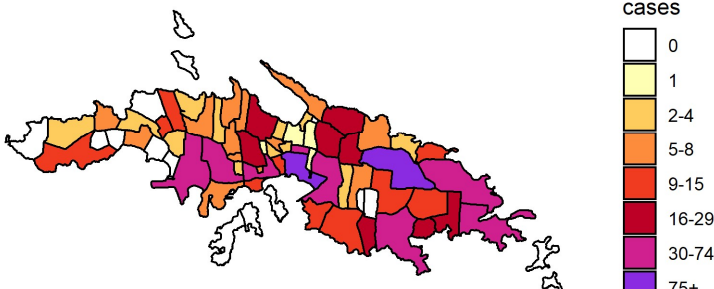
### St. Croix

	05-Jan	04-Jan	Change
Positive	846	840	▲ 6
Negative	17719	17650	▲ 69
Pending	42	57	▼ -15

STX positive status	
Active	45
Recovered	793
Fatality	8

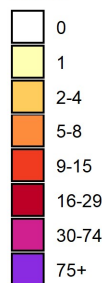
STX risk factors	05-Jan	04-Jan	Change
Community	204	201	▲ 3
Close contact	468	469	▼ -1
Travel	110	110	◀ 0
Under investigation	64	60	▲ 4

## COVID-19 Confirmed Cases St. Thomas, U.S. Virgin Islands



Data as of January 05, 2021

cases



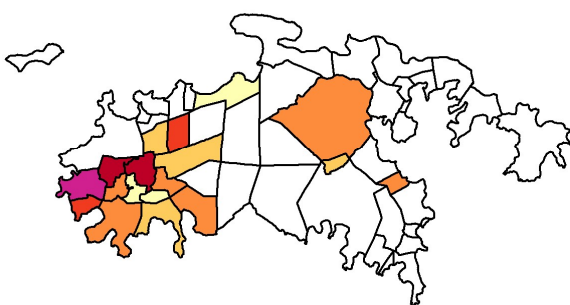
### St. Thomas & Water Island

	05-Jan	04-Jan	Change
Positive	1060	1038	▲ 22
Negative	15057	14899	▲ 158
Pending	26	19	▲ 7

STT positive status	
Active	51
Recovered	994
Fatality	15

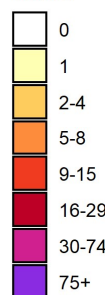
STT risk factors	05-Jan	04-Jan	Change
Community	439	432	▲ 7
Close contact	485	482	▲ 3
Travel	86	82	▲ 4
Under investigation	50	42	▲ 8

## COVID-19 Confirmed Cases St. John, U.S. Virgin Islands



Data as of January 05, 2021

cases



### St. John

	05-Jan	04-Jan	Change
Positive	177	177	◀ 0
Negative	2094	2093	▲ 1
Pending	11	11	◀ 0

STJ positive status	
Active	8
Recovered	168
Fatality	1

STJ risk factors	05-Jan	04-Jan	Change
Community	65	65	◀ 0
Close contact	83	83	◀ 0
Travel	21	21	◀ 0
Under investigation	8	8	◀ 0

\*ALL DATA ARE PROVISIONAL\*